

# Rostrum collection

PRODUCT SHEET



prostoría

# Rostrum collection

by **BENJAMIN HUBERT** | **LAYER**

**Rostrum** is an infinitely scalable sofa system with a highly sophisticated design language that takes its name from a raised performance platform – a nod to the slender legs that raise the modular seating elements and accessories above the floor. This elevated structure gracefully cradles the soft cushioning and reduces the visual weight of the sofa system. It also allows for the use of a minimal, lightweight, frame system that acts as a signature element across a range of CMF expressions, with the ability to mix and match materials, colours,

and finishes. The intuitive functionality of the accessories – such as the simple swivel of the height adjustable table – complements the architectural forms. These linear forms are further emphasized by the ribbed detail of the dividing screens, which echoes the slender legs; while power is integrated seamlessly into the frame structure.



























SPECIFICATIONS AND TECHNICAL DRAWING

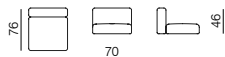
STRUCTURE	plywood
SUSPENSION	elastic webbing
SEAT & BACKREST	HR foam, polyester wadding
BASE	steel construction + powder coating / ALU legs + powder coating
UPHOLSTERY	fabric (removable)
SIDE TABLE	solid wood + oil or lacquer / FENIX

[sofa information website](#)

[low table information website](#)

MODULES

**1SEATER WITHOUT A BASE (M)**  
dimensions 70 × 76 × 46 cm



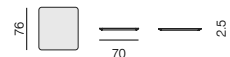
**ARMREST (A)**  
dimensions 16 × 76 × 34 cm



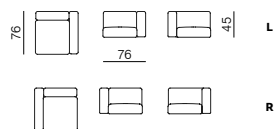
**DEEP SEAT WITHOUT A BASE (M)**  
dimensions 70 × 76 × 18 cm



**TABLE TOP (M)**  
dimensions 70 × 76 × 2.5 cm



**CORNER WITHOUT A BASE (L/R)**  
dimensions 76 × 76 × 45 cm



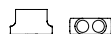
**HEIGHT ADJUSTABLE SMALL TABLE**  
dimensions 32 × 44 × 50/70 cm



**LOW TABLE**  
dimensions 70 × 76 × 28 cm



**POWER SOCKET**  
dimensions 16 × 9 × 6 cm



LEGS

**L1**  
END LEG (SET OF 2 LEGS)  
FOR SEAT WITH ARMREST  
w 14 × d 3 × h 47 cm



**L2**  
END LEG (SET OF 2 LEGS)  
FOR SEAT WITHOUT ARMREST  
w 14 × d 3 × h 24 cm



**L3**  
CORNER CONNECTION SET  
w 13.7 × d 24 × h 24 cm



**L4**  
LINEAR CONNECTION SET  
w 28.3 × d 63 × h 24 cm



**L5**  
SHELF LEG SET  
w 28 × d 76 × h 50 cm



BASES

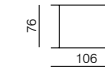
**BASE 01**  
M  
w 70 × d 76 cm



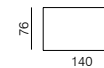
**BASE 02 (L/R)**  
M + A  
w 86 × d 76 cm



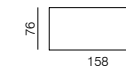
**BASE 03**  
M + 2A  
w 106 × d 76 cm



**BASE 04**  
2M  
w 140 × d 76 cm



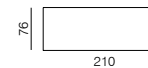
**BASE 05 (L/R)**  
2M + A  
w 158 × d 76 cm




**BASE 06**  
2M + 2A  
w 176 × d 76 cm




**BASE 07**  
3M  
w 210 × d 76 cm



**BASE 08 (L/R)**  
3M + A  
w 228 × d 76 cm



**BASE 09**  
3M + 2A  
w 242 × d 76 cm



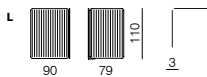
**BASE 10**  
CORNER  
w 76 × d 76 cm



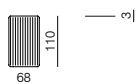
SPECIFICATIONS AND TECHNICAL DRAWING

DIVIDERS

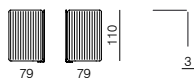
**D1**  
END DIVIDER  
BACKREST + ARMREST  
w 90 × d 79 × h 110 cm



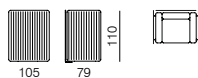
**D2**  
BACKREST DIVIDER  
w 68 × d 3 × h 110 cm



**D3**  
CORNER DIVIDER  
w 79 × d 79 × h 110 cm



**D4**  
DIVIDER FOR 1SEATER  
+ ARMRESTS  
w 105 × d 79 × h 110 cm



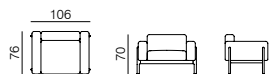
COMPOSITIONS

E - electricity

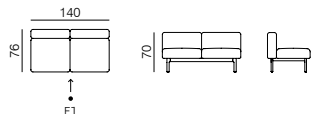
**1SEATER WITH BASE**  
dimensions 70 × 76 × 70 cm  
CONSISTS OF: BASE 01, MODULE 1SEATER, LEGS 2 × L2



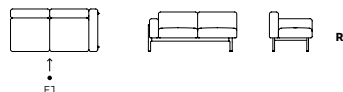
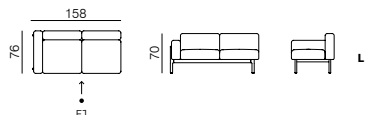
**COMPOSITION 1**  
dimensions 106 × 76 × 70 cm  
CONSISTS OF: BASE 03, MODULES 1SEATER + 2 × ARMREST,  
LEGS 2 × L1



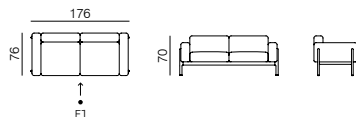
**COMPOSITION 2**  
dimensions 140 × 76 × 70 cm  
CONSISTS OF: BASE 04, MODULES 2 × 1SEATER, LEGS 2 × L2



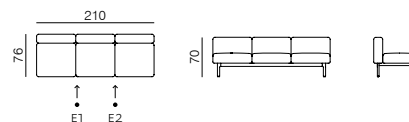
**COMPOSITION 3**  
dimensions 158 × 76 × 70 cm  
CONSISTS OF: BASE 05, MODULES 2 × 1SEATER + ARMREST,  
LEGS L1 + L2



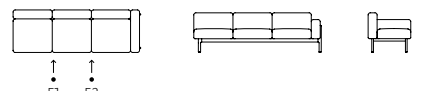
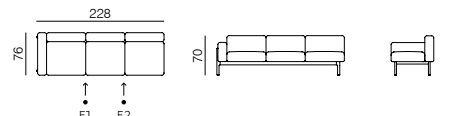
**COMPOSITION 4**  
dimensions 176 × 76 × 70 cm  
CONSISTS OF: BASE 06, MODULES 2 × 1SEATER + 2 × ARMREST,  
LEGS 2 × L1



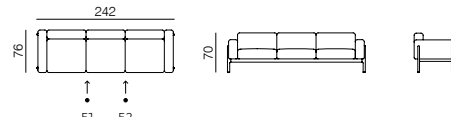
**COMPOSITION 5**  
dimensions 210 × 76 × 70 cm  
CONSISTS OF: BASE 07, MODULES 3 × 1SEATER, LEGS 2 × L2



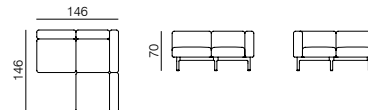
**COMPOSITION 6**  
dimensions 228 × 76 × 70 cm  
CONSISTS OF: BASE 08, MODULES 3 × 1SEATER + ARMREST,  
LEGS L1 + L2



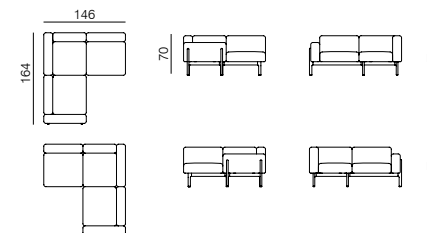
**COMPOSITION 7**  
dimensions 242 × 76 × 70 cm  
CONSISTS OF: BASE 09, MODULES 3 × 1SEATER + 2 × ARMREST,  
LEGS 2 × L1



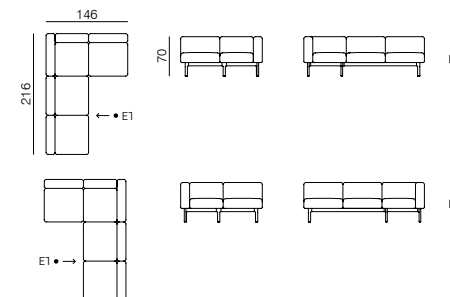
**COMPOSITION 8**  
dimensions 146 × 146 × 70 cm  
CONSISTS OF: BASES 2 × 01 + 10, MODULES 2 × 1SEATER + CORNER,  
LEGS L3 + 2 × L2



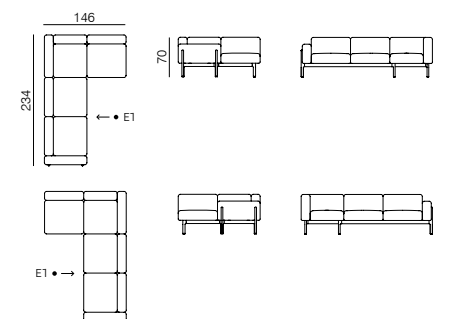
**COMPOSITION 9**  
dimensions 146 × 164 × 70 cm  
CONSISTS OF: BASES 01 + 10 + 02, MODULES 2 × 1SEATER +  
CORNER + ARMREST, LEGS L3 + L1 + L2



**COMPOSITION 10**  
dimensions 146 × 216 × 70 cm  
CONSISTS OF: BASES 01 + 10 + 04, MODULES 3 × 1SEATER + CORNER,  
LEGS L3 + 2 × L2



**COMPOSITION 11**  
dimensions 146 × 234 × 70 cm  
CONSISTS OF: BASES 01 + 10 + 05, MODULES 3 × 1SEATER + CORNER +  
ARMREST, LEGS L3 + L1 + L2

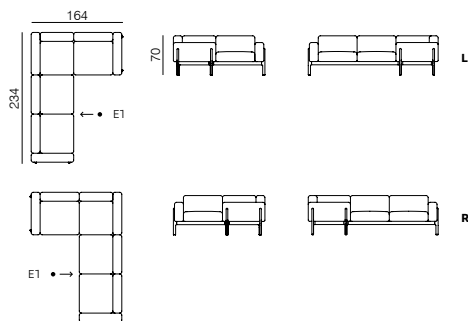


## SPECIFICATIONS AND TECHNICAL DRAWING

**COMPOSITION 12**

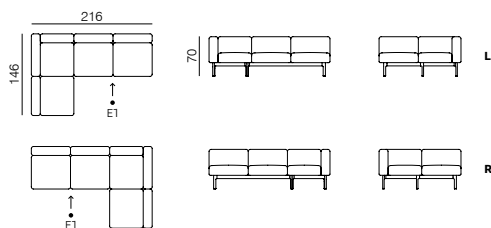
dimensions 164 × 234 × 70 cm

CONSISTS OF: BASES 02 + 10 + 05, MODULES 3 × 1SEATER + CORNER + 2 × ARMREST, LEGS L3 + 2 × L1

**COMPOSITION 13**

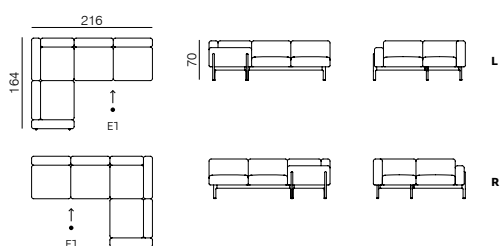
dimensions 216 × 146 × 70 cm

CONSISTS OF: BASES 04 + 10 + 01, MODULES 3 × 1SEATER + CORNER, LEGS L3 + 2 × L2

**COMPOSITION 14**

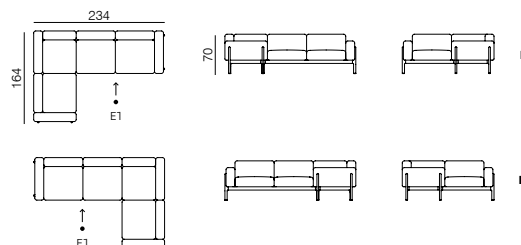
dimensions 216 × 164 × 70 cm

CONSISTS OF: BASES 04 + 10 + 02, MODULES 3 × 1SEATER + CORNER + ARMREST, LEGS L3 + L1 + L2

**COMPOSITION 15**

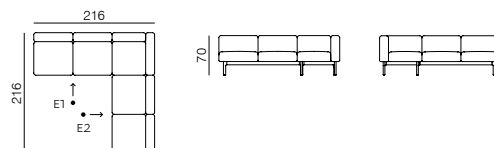
dimensions 234 × 164 × 70 cm

CONSISTS OF: BASES 05 + 10 + 02, MODULES 3 × 1SEATER + CORNER + 2 × ARMREST, LEGS L3 + 2 × L1

**COMPOSITION 16**

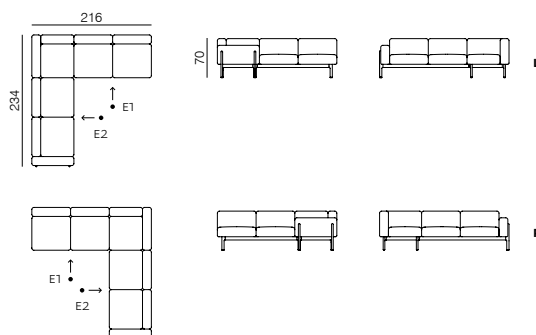
dimensions 216 × 216 × 70 cm

CONSISTS OF: BASES 2 × 04 + 10, MODULES 4 × 1SEATER + CORNER, LEGS L3 + 2 × L2

**COMPOSITION 17**

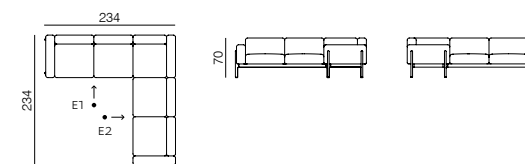
dimensions 216 × 234 × 70 cm

CONSISTS OF: BASES 04 + 10 + 05, MODULES 4 × 1SEATER + CORNER + ARMREST, LEGS L3 + L1 + L2

**COMPOSITION 18**

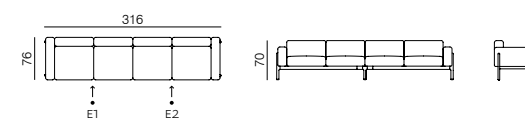
dimensions 234 × 234 × 70 cm

CONSISTS OF: BASES 2 × 05 + 10, MODULES 4 × 1SEATER + CORNER + 2 × ARMREST, LEGS L3 + 2 × L1

**COMPOSITION 19**

dimensions 316 × 76 × 70 cm

CONSISTS OF: BASES 2 × 05, MODULES 4 × 1SEATER + 2 × ARMREST, LEGS L4 + 2 × L1

**COMPOSITION 20**

dimensions 316 × 164 × 70 cm

CONSISTS OF: BASES 05 + 01 + 10 + 02, MODULES 4 × 1SEATER + 2 × ARMREST + CORNER, LEGS 2 × L1 + L3 + L4

