**REF.**

DUNE S 120 LED DIM UL

LIGHT SOURCE

120 - 277V: Dimmable 0-10V & TRIAC

Drivers:

Constant Current 1400mA

LED Integrated:

Led module

2.700K, CRI>90, 32W, 50-60Hz, 1278 lm*

4.000K, CRI>90, 32W, 50-60Hz, 1363 lm*

*Measurements obtained by photometric laboratory tests using ivory white shades. Veneer Ref: 20 Ivory White.

PACKAGING

Box Size: 51 × 13 × 13"

Box Volume: 5,3 ft³

Weight | Gross: 15,7 Lb | Net - 8,8 Lb

MATERIALS & COMPONENTS

Wood Veneer Shade

Hand Blown Glass: Borosilicate*






Black Metal Canopy: 13,8 × 1,6 × 2,6" - disc ø 4,5"

Black Coaxial Cable: 8 ft drop

2 Black Steel Cables: 8 ft drop

*Borosilicate glass is highly resistant to thermal shock

FINISHES**WOOD VENEER**

- | | | | |
|---|-------------------|--|--------------|
|  | 20 Ivory White |  | 30 Turquoise |
|  | 21 Natural Cherry |  | 33 Pale Rose |
|  | 22 Natural Beech | | |