

punt

ART, CRAFT & DESIGN



DUNE

TECHNICAL INFORMATION SHEET

DUNE

BY MONICA ARMANI, 2024

punt



PRODUCT TYPE

Executive desk

Dune, designed by Monica Armani, is presented as a symbol of elegance inspired by nature. Its shapes refer to the majestic striations that sand generates in desert dunes, capturing the organic beauty and serenity of the landscape. A piece capable of bringing sophistication to any project and evoking a sense of perpetual movement thanks to its soft, curved lines.

TIPOLOGÍA DE PRODUCTO

Escritorio ejecutivo

Dune, diseñado por Monica Armani, se presenta como un símbolo de elegancia inspirada en la naturaleza. Sus formas hacen referencia a las majestuosas estrías que la arena genera en las dunas del desierto, capturando la belleza orgánica y la serenidad del paisaje. Una pieza capaz de aportar sofisticación a cualquier proyecto y evocar una sensación de movimiento perpetuo gracias a sus líneas suaves y curvas.

DETAILS DETALLES



DUNE

BY MONICA ARMANI, 2024

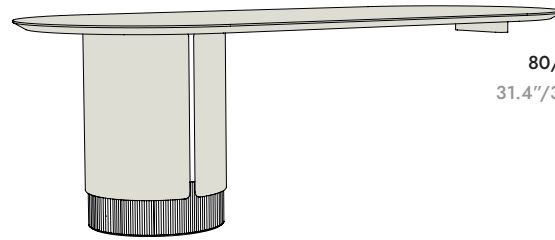
punt

COMPOSITIONS COMPOSICIONES

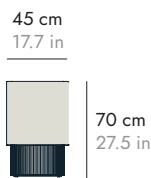
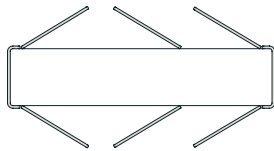
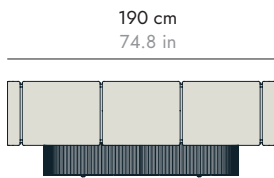
The Dune executive desk consists of a table, available in different sizes, combined with the DUN360 or DUN342 sideboard. Create your own combination.

El escritorio ejecutivo Dune está compuesto por una mesa, de diferentes medidas disponibles, combinado con el aparador DUN360 o DUN342. Crea tu propia combinación.

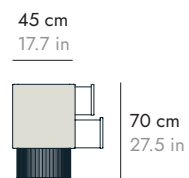
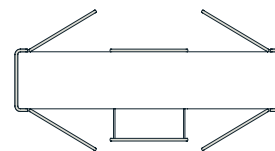
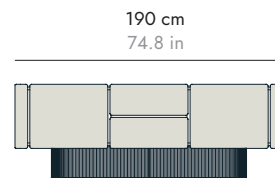
180/200/220/240 cm
70.8"/78.7"/86.6"/94.4"



80/90/100/120 cm
31.4"/35.4"/39.3"/47.2"



DUN360
Sideboard with 6 doors
Aparador con 6 puertas



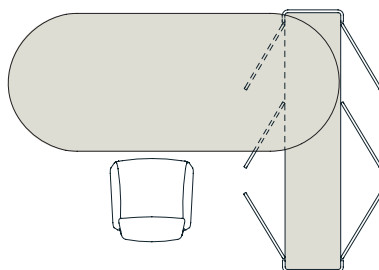
DUN342
Sideboard with 4 doors and 2 drawers
Aparador con 4 puertas y 2 cajones

SIDEBOARD PLACEMENT POSICIÓN APARADOR

The sideboard can be placed either on the right or on the left. In case of including cable grommet the position must be fixed and cannot be modified.

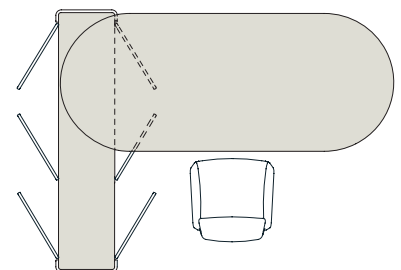
El aparador puede colocarse tanto a la derecha como a la izquierda. En caso de incluir pasacables la posición deberá ser fija y no podrá modificarse.

Right position sideboard
Posición derecha aparador



Recommended option
Opción recomendada

Left sideboard position
Posición izquierda aparador



DUNE

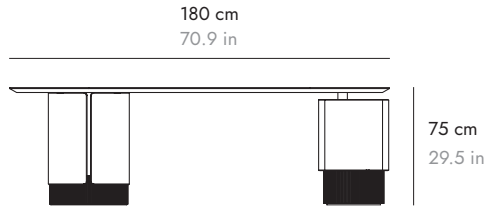
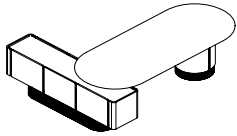
BY MONICA ARMANI, 2024

punt

DIMENSIONS DIMENSIONES


LENGTH LARGO

180 cm 70.9 in

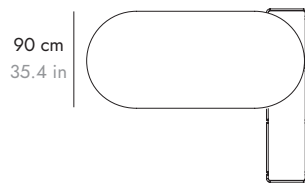


WIDTH ANCHO

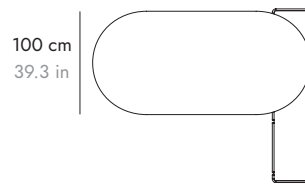
180 cm x 80 cm
70.9 in x 31.4 in



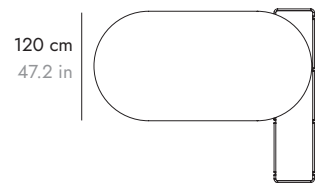
180 cm x 90 cm
70.9 in x 35.4 in



180 cm x 100 cm
70.9 in x 39.3 in

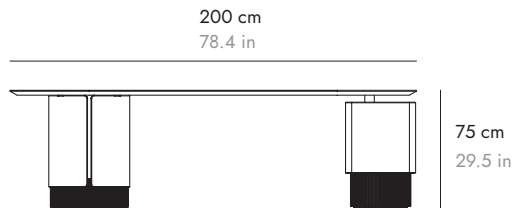
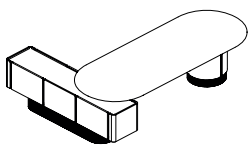


180 cm x 120 cm
70.9 in x 47.2 in



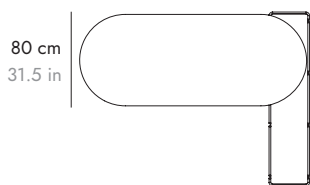
LENGTH LARGO

200 cm 78.4 in

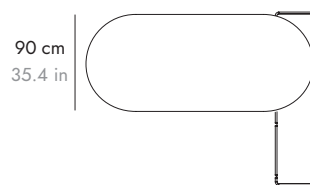


WIDTH ANCHO

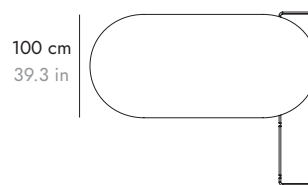
200 cm x 80 cm
78.4 in x 31.4 in



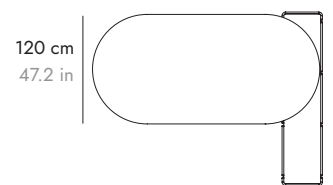
200 cm x 90 cm
78.4 in x 35.4 in



200 cm x 100 cm
78.4 in x 39.3 in



200 cm x 120 cm
78.4 in x 47.2 in



DUNE

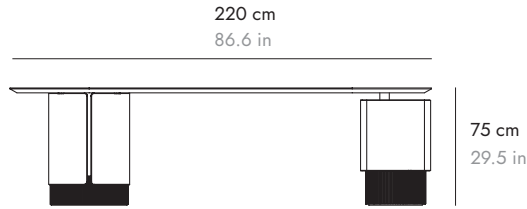
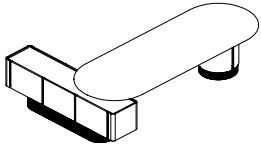
BY MONICA ARMANI, 2024

punt

DIMENSIONS DIMENSIONES

LENGTH LARGO

220 cm 86.6 in



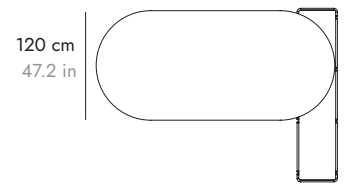
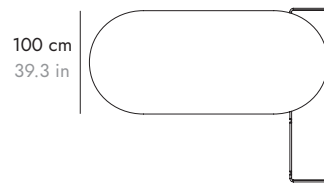
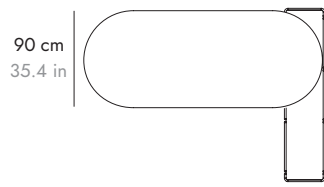
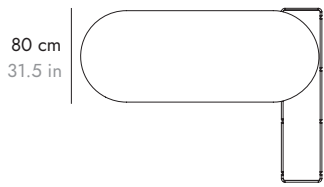
WIDTH ANCHO

220 cm x 80 cm
86.6 in x 31.4 in

220 cm x 90 cm
86.6 in x 35.4 in

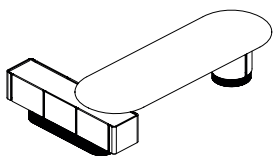
220 cm x 100 cm
86.6 in x 39.3 in

220 cm x 120 cm
86.6 in x 47.2 in



LENGTH LARGO

240 cm 94.4 in




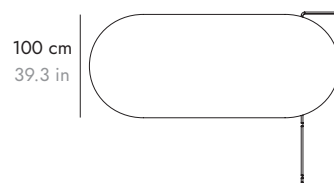


WIDTH ANCHO

240 cm x 80 cm
94.4 in x 31.4 in

240 cm x 90 cm
94.4 in x 35.4 in

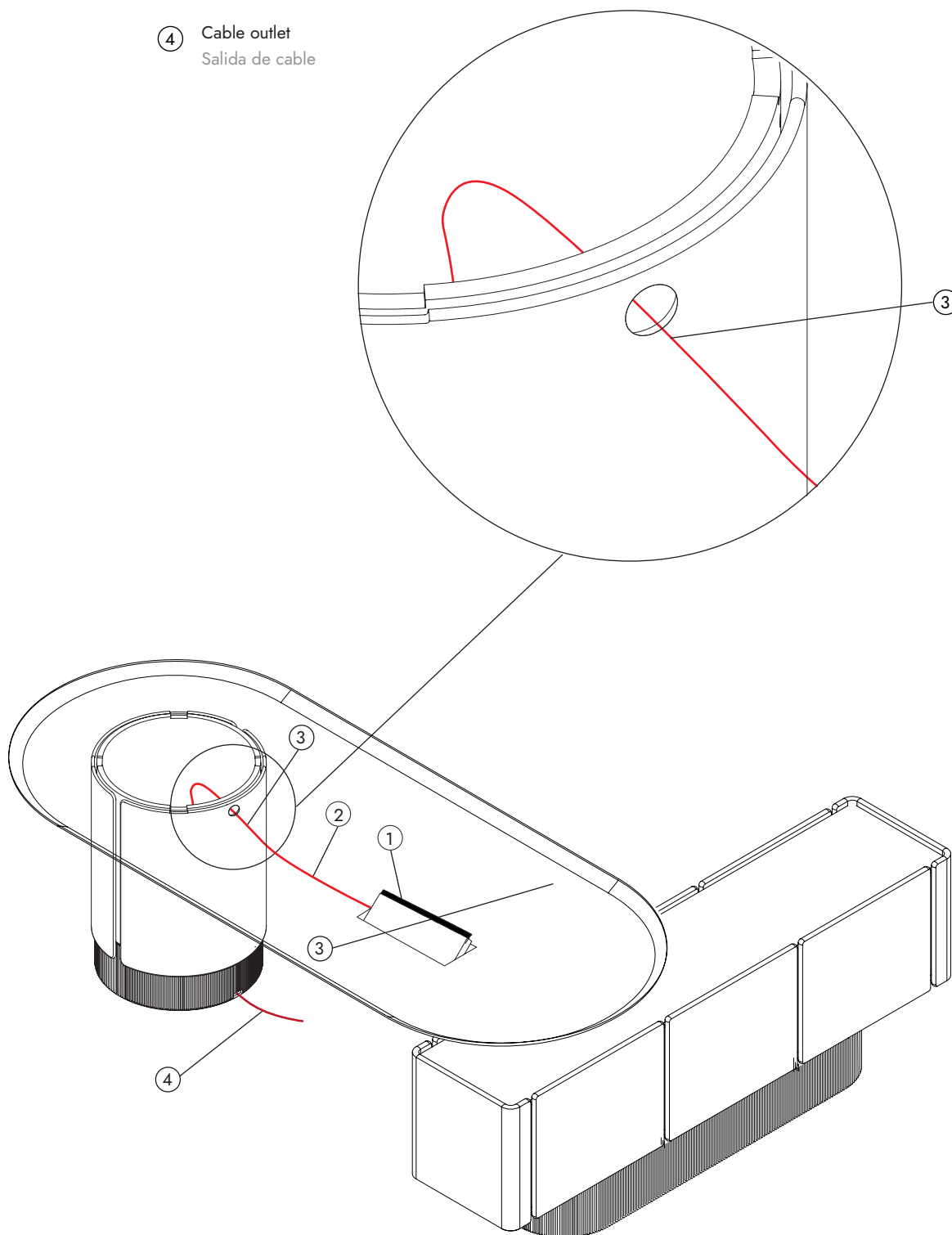
240 cm x 100 cm
94.4 in x 39.3 in

240 cm x 120 cm
94.4 in x 47.2 in



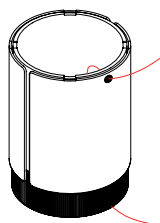
EXECUTIVE DESK CABLE MANAGEMENT PASACABLES ESCRITORIO EJECUTIVO

- ① ACC059 Grommet
ACC059 Pasacables
- ② Cable
Cable
- ③ Cable entry
Entrada de cable
- ④ Cable outlet
Salida de cable



ACCESORIES EXECUTIVE TABLE ACCESORIOS MESA EJECUTIVA

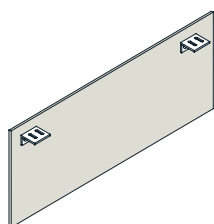
ACC088



Cable grommets on the Dune totem. This accessory allows the cable to pass through the inside of the totem leaving it hidden.

Pasacables en el tótem Dune. Este accesorio permite el paso del cable por el interior del tótem dejándolo oculto.

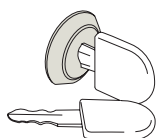
FDU100



Modesty panel for Dune Executive Table.

Faldón para Dune Mesa Ejecutiva,

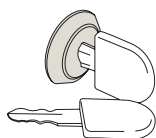
CER100



Lock + 2 individual keys that open a door or drawer of a piece of furniture.

Cerradura + 2 llaves individuales que abren una puerta o cajón de un mueble.

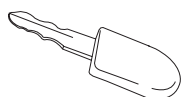
CER102



Lock + 2 individual keys for double door.

Cerradura + 2 llaves individuales para puerta doble.

CER101



1 master key that opens several doors or drawers of different furniture.

1 llave amaestrada que abre varias puertas o cajones de diferentes muebles.

ACCESORIES ACCESORIOS

ACC052



Aluminum grommet to be placed on the top, in order to allow the passage of the cables of electronic elements and to hide them under the table.

Pasacables de aluminio para situar en la cara superior del sobre, con el objetivo de permitir el paso de los cables de elementos electrónicos y que queden ocultos bajo la mesa.

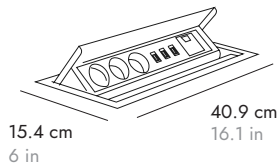
ACC051



1 power sockets + 2 USB ports.

1 enchufe + 2 puertos USB.

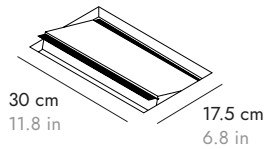
ACC059



Recessed box with metal cover for multiple connections in white or black. ACC133 electrification is not included.

Caja empotrable con tapa metálica para conexiones múltiples en color blanco o negro. No incluye electrificación ACC133.

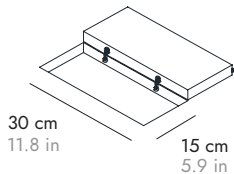
ACC048



Pivoting cable entry with wooden cover (continuity with the wood veneer pattern). ACC133 electrification is not included.

Pasacables pivotante con tapa de madera (continuidad con el dibujo de la chapa). No incluye electrificación ACC133.

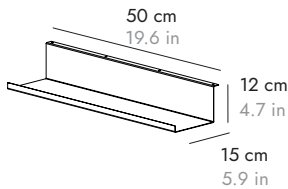
ACC036



Hinged grommet embedded in the finish of the top. ACC133 electrification is not included.

Pasacables con bisagra incrustado en el acabado de la encimera. No incluye electrificación ACC133.

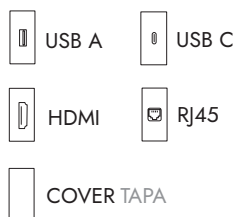
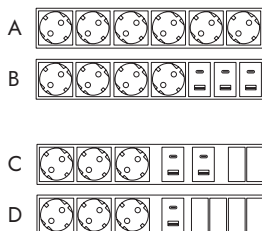
ACC047



Metal black drag. The duct is fixed on the underside of the table top so the cables can be threaded through it.

Canaleta de metal negro. Se fija en la parte inferior del tablero de la mesa, de modo que los cables descansan sobre ella.

ACC133



Electrifications A and B have only charging elements (plugs and USB), while electrifications C and D combine charging and multimedia elements such as RJ45, HDMI, USB A or USB C.

Las electrificaciones A y B disponen únicamente de elementos de carga (enchufes y USB), mientras que en las electrificaciones C y D se combinan los elementos de carga y multimedia como RJ45, HDMI, USB A o USB C.

ACCESORIES ACCESORIOS

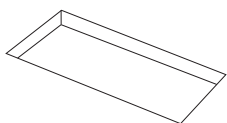
ACC066



Circular machined hole made to measure.

Hueco circular mecanizado a medida.

ACC064



Rectangular machined hole made to measure.

Hueco rectangular mecanizado a medida.

DUNE

BY MONICA ARMANI, 2024

punt

MATERIALS

Table.

MDF E1 tabletop (low formaldehyde content) veneered in natural oak.
Plywood base veneered in natural oak with flexible textured lacquered MDF panel.

Sideboard.

Doors, drawer fronts, and side panels in plywood with rounded edges veneered in natural oak wood.

Interior in E1 MDF board (low formaldehyde content) lacquered with a warm stone, copper, forest green, or black texture.

MATERIALES

Mesa.

Sobre de tablero MDF E1 (bajo contenido en formaldehído) aplacado en madera de roble natural.

Base de tablero de contrachapado chapado en madera de roble natural con panel flexible de MDF lacado texturizado.

Aparador.

Puertas, frentes de cajones y paneles laterales en tablero de contrachapado con cantos redondeados chapado en madera de roble natural.

Interior de tablero MDF E1 (bajo contenido en formaldehído) lacado texturizado en piedra cálida, cobrizo, verde bosque o negro.

Wooden parts Partes en madera




SUPER MATT OAK
ROBLE SÚPER MATE
CHÊNE SUPERMATE
EICHE SUPERMATT
ROVERE OPACO




WHITENED OAK
ROBLE BLANQUEADO
CHÊNE BLANCHI
EICHE WEISS
ROVERE SBIANCATO



WALNUT STAINED OAK
ROBLE TEÑIDO NOGAL
CHÊNE TEINTÉ NOYER
EICHE NUSSBAUM
GEBEIZT
ROVERE TINTO NOLE




DARK GREY STAINED OAK
ROBLE TEÑIDO GRIS
CHÊNE TEINTÉ GRIS
EICHE DUNKELGRAU
GEBEIZT
ROVERE TINTO GRIGIO SCURO



EBONY STAINED OAK
ROBLE TEÑIDO ÉBANO
CHÊNE TEINTÉ ÉBÈNE
EICHE EBENHOLZ
GEBEIZT
ROVERE TINTO ÈBANO

Bases & interiors Bases e interiores



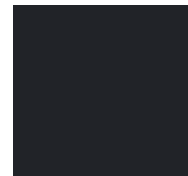
WARM STONE
PIEDRA CÁLIDA
PIERRE CHAUDE
WARMES STEIN
PIETRA CALDA



COPPER
COBRIZO
CUIVRE
KUPFER
RAME



GREEN FOREST
VERDE BOSQUE
FOREST VERT
WALDGRÜN
VERDE FORESTA



BLACK
NEGRO
NOIR
SCHWARZ
NERO



For special RAL colours, please consult Punt.

Para colores RAL especiales consultar con Punt.

DUNE

BY MONICA ARMANI, 2024

punt

punt

Punt Mobles XXI, S. L. , B-98387327
C/ Islas Baleares, 48, Apdo. correos 14
46988 Fuente del Jarro, Valencia, Spain

T. +34 961 343 270/ 72
F. +34 961 476 190
info@puntmobles.com

www.puntmobles.com

